

ITSU

御手の物[®]



User Manual
IS0156 使用手册



ITSU

御手の物®

User Manual

All information is correct at the time of print



Thank you for purchasing ITSU massager.

Please read the Safety Precautions carefully before using the foot massager. The Safety Precautions are divided into 'warnings' and 'attention' in terms of the degree of danger. This book should be kept available for future reference after reading.



CONTENTS

Safety Instructions	2
Warranty Claims	5
Product Parts	6
Product Features And Operation Illustrations	7
Product Operation Guide	8
Product Maintenance	9
Troubleshooting	10
Product Specifications	11
Contact Us	12





Safety Instructions

a) Important safety instructions

- To ensure a safe and proper operation, please read the instruction manual carefully before using this product.
- Use this product only as described in this manual.
- Always unplug this product from the electrical outlet immediately after use and before cleaning.
- Do not use this product if you have sensitive skin, neuropathy or poor circulation. Don't let children or people with mental disabilities use the heating function without proper supervision. Improper use may be dangerous.
- Do not operate this product under a blanket or when covered. Over-heating can occur and cause fire, electric shock or injury.
- Do not cover this product in order to avoid electrical faults or damages due to excessively high motor temperature.
- Stop the massage immediately if you feel any discomfort.
- Never operate this product if it has been dropped, has a damaged cord or plug; experiences a malfunction, or if it has been dropped in water. Please contact an authorized service centre to do the necessary check and repair.
- Do not use the components that are not recommended by ITSU.
- Do not insert any objects into any openings in the product.
- If you want to cut off the power supply, please make sure you have turned off all the operating controls, as well as remove the power plug from the socket.
- Please do not use this product as a medical device. If you need a professional diagnosis or treatment, please consult a professional medical person.

b) Operating Environment Precautions

- Do not use this massager in humid or extremely dusty environments to avoid malfunction.
- Do not use this massager at a temperature above 40 degree centigrade.
- Do not use this massager outdoors.
- Avoid placing or operating this massager in direct sunlight or near a heating appliance, stove.



Safety Instructions

c) User precautions

- Make sure that this product is far away from any hot surfaces.
- Please consult your doctor before use for those who have the following diseases:
 - Those who have heart disease, malignant tumor, back pain, spinal scoliosis, hypertension, osteoporosis, etc.
 - Those who are pregnant or having a menstrual period.
 - Those who have a physical discomfort, fever, a swelling or inflammation, bruises, allergies, etc.
 - Those who are warned by the doctor not to do any massage to avoid injury or physical discomforts such as blood clots (thrombosis), severe aneurysm, acute venous tumor, all kinds of skin inflammation, infectious skin disease (including subcutaneous tissue inflammation), etc.
 - Warnings: Do not use the massager together with the following medical instruments.
 - 1) Those who are using a pacemaker or other implantable medical equipment.
 - 2) Those who are using an artificial heart.
 - 3) Those who are wearing an electrocardiograph for similar medical equipment.

Otherwise it will cause malfunction for those medical equipment, putting the user's life in danger.

d) Precautions for power supply

- Do not turn on the switch when your hands are wet.
- Do not immerse in or spray water or liquid on the control power switch.

e) Cord/Plug Precautions

- Do not connect or remove the plug with wet hands. Otherwise you will suffer an electric shock or a product malfunction.
- Do not pull the wires when you pull out the power plug. Please hold the plug itself.
- As the default operating time is 20 minutes, all the functions will stop working after 15 minutes. Please unplug this product from the electrical outlet immediately after use.
- Keep the cord away from hot surfaces.
- Do not place the power plug under the product or any heavy items.




Safety Instructions

- Do not wind the power plug around the product lest it should be damaged and cause an electric shock or fire.
- Do not operate this product if it has a damaged cord or plug.
- Do not use this product if the power socket is loose.
- Do not carry this product by its supply cord or use the cord as a handle.
- When the power plug is damaged, please call the service centre or an authorized technical person for the necessary check and maintenance.

Attention

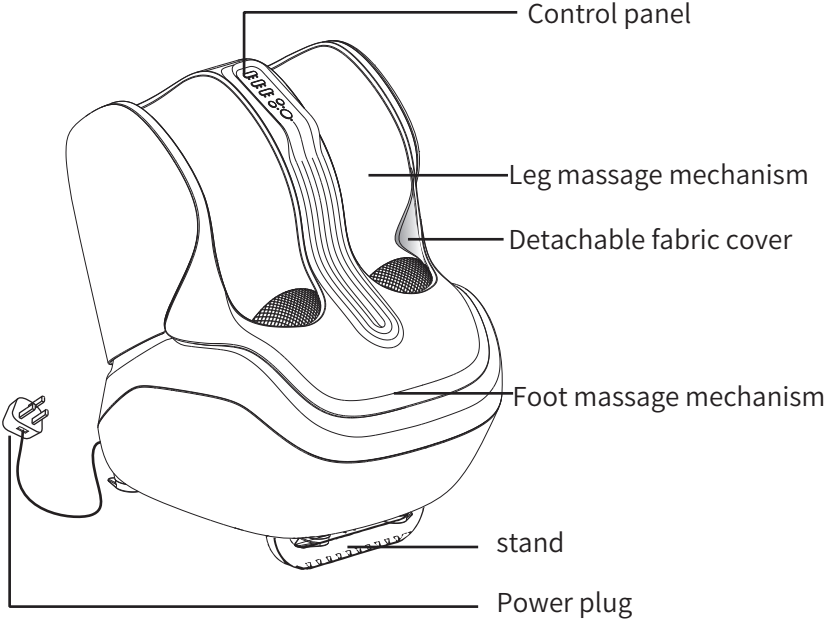
- Do not fall asleep while massager is on.
- Do not use this product while you are drunk or physically uncomfortable.
- Don't stand on the product or put a heavy weight on it.
- Do not use this product for more than 30 minutes.
- Do not use this product if the cloth cover is worn out.
- Do not use this product within an hour before or after a meal.
- When you are using the product at a low room temperature, do not suddenly use the heat function. You can adjust the room temperature to normal room temperature, before starting the heat function.
- When moving this product from a low temperature storage place to a warmer setting, it may cause malfunction due to water vapor gathered in the components. Set the product in a normal room temperature for one hour before using it.
- Do not use this product continuously if you find any components damaged or the product in an abnormal condition.
- When current interruption occurs during your massage, try to avoid further damage due to sudden power restoration.
- Stop using the product if there is thunder and lightning.



Warranty Claims

1. Warranty is not transferable.
2. This warranty is effective only if the product is purchased from ITSU.
3. Proof of purchase (original receipt) is required for all warranty repairs.
4. All implied warranties, including but not limited to these implied warranties of fitness and merchantability, are limited to the duration stated in the warranty policy.
5. Damage due to misuse, improper treatment and unauthorized modification and repair are not covered by this warranty.
6. Warranty does not cover accessories and attachments which do not belong to the massage unit.
7. Warranty is not effective to rental, business, commercial, institutional or other non-residential users.
8. All services covered by this warranty must be approved by ITSU and repaired by authorized technicians only.
9. If replacement parts for defective materials are not available, ITSU reserves the right to make substitution in lieu of repair or replacement.

Product Parts



Product Operation Guide



ON/OFF

Press to turn ON.
Press again to turn OFF
Default timer setting is 15 minutes.



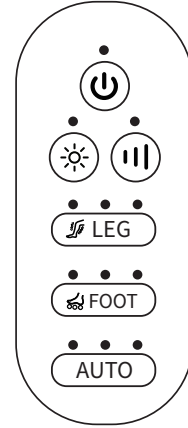
HEAT

Press to turn ON.
Press again to turn OFF.



INTENSITY

Press to switch message INTENSITY
Mid (blue light) > High (red light) >Weak (green light)



LEG

Press to enable LEG Mode 1, 2 and 3.
1. An equal combination of both Tapping and airbags massage
2. Focus on Tapping massage with minima airbags massage
3. Focus on airbags massage assist with minima Tapping massage



FOOT

Press to enable FOOT Mode 1, 2 and 3.
1. An equal combination of both roller and airbags massage
2. Focus on roller massage with minima airbags massage
3. Focus on airbags massage assist with minima roller massage



AUTO

Press to enable and switch AUTO Mode
1. A combination soft massage
2. A combination moderate massage
3. A combination strong massage



Caution

- ▶ Please do not use the product by standing posture or put any heavy object on the product to avoid any damage of the product.
- ▶ Please do not stand or seat on the product.
- ▶ When moving the product ,please do not pull the power cord or drag the product directly to avoid any damage.
- ▶ Do not try the product on a no-load basis to avoid wear and tear.

- Each massage program is 15 minutes. Product will stop once massage is completed.

Product Operation Guide

a) Instructions before use


Please store this product in a dry place, do not expose the product to direct sunlight. Put the carpet under the product to minimize the working noise.

b) How to use it

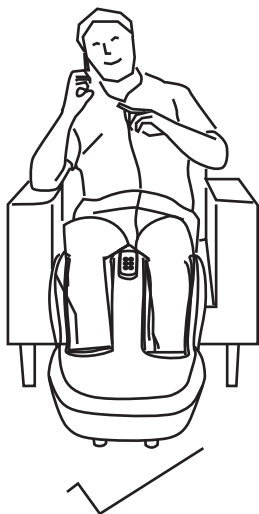
This product uses only the 220-240V, 50-60Hz power supply.

Make sure your indoor voltage fits this specification parameter.

- Connect the AC power cord to the socket.



Do not insert or remove the plug with a wet hand



Do not put your hands inside the cloth cover.

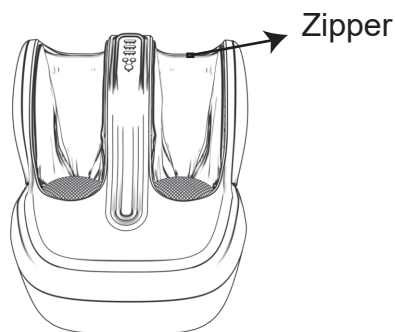
Product Maintenance

a) Storage

- Please store it in the packing carton, and put in a safe, dry, well-ventilated, and shaded place.
- Do not twist the power plug.
- Do not hang the power wire and pull the product.
- Avoid sharp items from destroying the surface of the product.
- Please don't store the machine under direct sunlight or in places of high temperature.

b) Clean

- Before cleaning, make sure that the power cord is unplugged from the electrical outlet and that the machine is completely cool.
- Use a damp cloth to clean the product. Ensure the product is completely dry before reuse.
- The detachable fabric cloth can be washed in a normal washing way.



*Attention

- Make sure not to use benzene or thinner and other corrosive detergents to clean the product.

c) Maintenance

- Keep the product clean and store in a dry environment.
- When the product is not in use for a long time, please put a dustproof cover on the product.



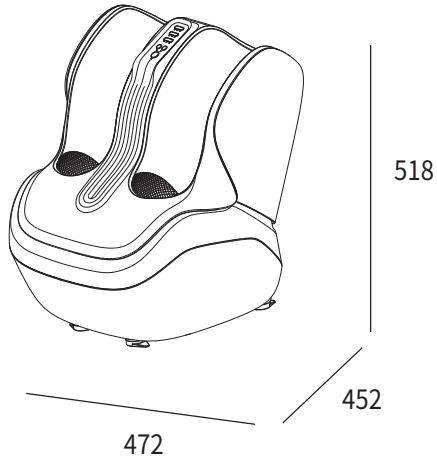
Troubleshooting

If you meet the following problems, please referring to the following solutions. If the product is still malfunctioning or doesn't work, please send the product to our service centre or an authorized technician for the necessary checks and repair.

Conditions	Solutions
It doesn't work after connected to power	<ol style="list-style-type: none">1. check whether the power cord is intact2. check whether the plug is well connected to socket3. the product is under overheating protection after long time operation. Please turn off the power and stop using for at least 30 minutes to allow internal heat dissipation.
Stops working and button not response during use.	<ol style="list-style-type: none">1. Automatic timing starts and the time is up, press power to turn on again.2. Disconnect the power supply and reconnect it, press power to turn on again.

Product Specifications

Power supply	AC 220V-240V, 50-60Hz
Power consumption	60W
Timer	15 minutes
Dimension(LxWxH)	472 x 452 x 518(mm)
Weight	10 Kg
Dimension of packing box (LxWxH)	495x495x555mm
Weight (including the packing box)	12 Kg





Contact Us



ITSU WORLD SDN. BHD.
Unit BO03-B-13A-1,
Menara 3A, KL Eco City,
No.3, Jalan Bangsar,
59200 Kuala Lumpur.
Tel: 1700-81-4878



ITSU World(HK) Limited
Workshop D1,28/F. TML Tower
No. 3 Hoi Shing Road, Tsuen Wan, N.T.
Tel: +852 3611 2228





PT Healthy World
Lodan Center Block O No 20
Jalan Lodan Raya No 2
Jakarta Utara 14430
Tel: +62 21-6983 1123



目录

安全说明	15
保修权限	18
产品部件	19
产品操作说明	20
产品保养	23
疑难解答	24
产品规格	25
联络我们	26



感谢您购买 ITSU 按摩器，使用前请仔细阅读操作手册，并特别注意安全事项，以便正确操作和使用本产品。

本手册提供使用者安全及有效的操作方式，请在阅毕后妥为收藏，以便日后参考查询。

安全说明

a) 重要安全事项说明

- 为确保安全及正确使用产品，使用前请务必详细参阅操作手册。
- 请务必依照本操作手册内的产品用途使用本产品。
- 使用完毕后或清洁产品前，请将电源插头从插座中拔除。
- 请务必谨慎使用温热功能，以避免可能会导致严重灼伤。请勿用于感觉迟钝和过于敏感的皮肤或血液循环不良的部位。切勿让儿童或者身心功能障碍者自行使用温热功能，操作不当可能存在危险。
- 为避免因过热而导致走火、触电、或造成伤害，请勿将产品置于枕头或毯子下操作。
- 请勿覆盖使用，以免造成马达温度过高而导致故障或损坏。
- 如在按摩进行中感到不适，请立即停止按摩。
- 下列状况发生时，切勿使用本产品：电源线或电源插头损坏；操作不正常；曾倾倒或者损伤；曾浸入水中或其他液体。请联系维修服务中心进行检查和维修。
- 请勿使用非ITSU所推荐的零配件。
- 请勿将物品插入或者掉落产品的任何开口中。
- 若想切断电源，请将所有的操作控制关闭后，将电源插头从插座中拔除。
- 本产品不能作为自我诊断或治疗之用，如需要诊断或治疗，应由专业医疗人员处理。

b) 使用环境

- 请勿在潮湿或过多灰尘的环境下使用产品，以免产品发生故障。
- 请勿在室温高于40° C的环境下使用本产品。
- 请勿将产品放置户外。
- 请勿将产品置放于电热器、炉具附近或者阳光直射处。



安全说明

c) 操作安全

- 确保本产品远离发热表面及区域。
- 此产品不适宜以下人士使用：
 - 心脏病患者、恶性肿瘤患者、背痛、脊椎侧弯或异常、高血压、骨质疏松症等。
 - 孕妇或经期女性。
 - 身体不适者，发烧、身体有红肿或发炎、瘀青、过敏等。
 - 医生叮嘱禁止按摩的人请勿使用，以免导致事故或身体不适如血栓（栓塞）病症；重度动脉瘤；急性静脉瘤；各种皮肤炎；皮肤感染病症（含皮下组织炎症）等。
 - 绝对不能与以下医疗电子仪器一起使用
 - 1) 心脏起搏器等植入式医疗电子仪器。
 - 2) 人工心脏等用来维持生命的医疗电子仪器。
 - 3) 心电图机等佩戴式医疗电子仪器。

否则可能会导致上述医疗电子仪器产生误动作，可能会危及生命。

d) 开关注意事项

- 请勿用湿手操作控制开关。
- 请勿让控制开关接触水等液体。

e) 使用电源插头及电源线须知



- 请勿用潮湿的双手安插或者拔除电源插头，以免触电或者导致机件故障。
- 拔出电源插头时，请握住插头本身，切勿拉扯电线。
- 虽然15分钟自动定时功能会自动停止产品运作，仍请每次使用完毕后，务必将主电源切断。
- 电源线务必与加热表面保持安全距离。
- 请勿将电源线置于产品或任何重物之下。
- 请勿将电源线缠绕于产品上，以免电源线受损而导致触电或者电线走火。
- 当电源线或者电源插头损坏时，切勿继续使用产品。
- 电源插座有松动的状况时，请勿使用产品。
- 请勿以拉扯电源线方式移动产品，或将电源线当握把使用。
- 当电源线损坏时，必须由服务中心或经授权技术人员进行检查及维修。





安全说明

注意

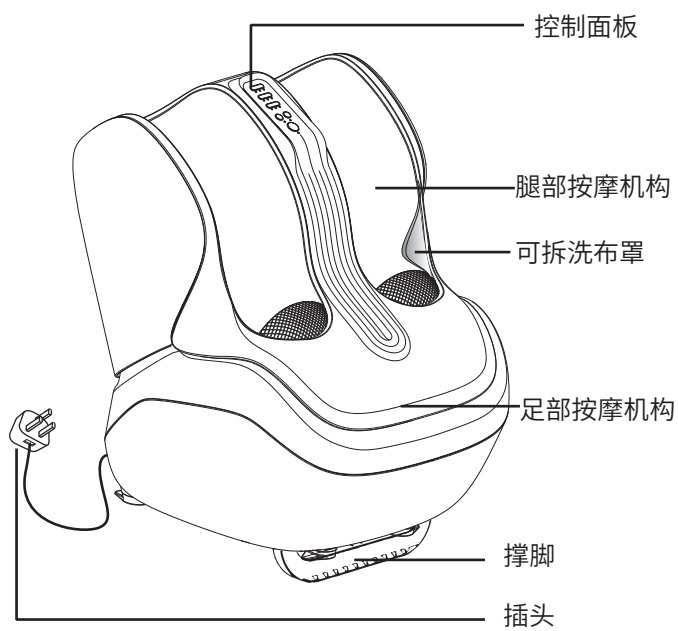
- 请勿在产品操作时入睡。
 - 请勿在酒醉或身体不适时使用本产品。
 - 请勿站在产品上或重物施压。
 - 连续使用本产品时间请勿超过三十分钟。
 - 若产品的布套已经破损，请勿使用。
 - 请勿在进食前后一小时使用，以免造成反效果。
 - 在偏低室温中使用产品时，切勿骤然使用温热功能，建议将温度逐渐调至正常范围后再使用。
 - 若是将产品由低温储存处移至温暖环境使用时，可能会因为机件内水汽聚集而影响产品正常运作，甚至造成机件故障。建议移动后，先将产品在正常室温放置1小时后再开始使用。
 - 使用中察觉任何机件故障或不正常状况，请立即停止使用。
 - 若在使用中发生电流中断的状况，因注意避免因电力突然恢复而造成使用者受伤。
 - 雷电情形发生时，不宜使用本产品。
- 
- 



保修权限

1. 本保修权限不可转让。
2. 本保修服务仅对在 ITSU 购买的产品有效。
3. 当要求保修服务时，请出示购买证明（正本收据）。
4. 所有保修项目，包括但不限于这些健身及适销性的保修项目有效期限需视保修政策而定。
5. 因错误使用、处理不当以及未经授权私自改装和维修产品而导致的损坏，不属于保修范围。
6. 此保修范围不包括不属于产品本身的附件。
7. 此保修范围不适用于租赁、交易、商业、机构或其他非住宅用户。
8. 此保修范围内所涉及的维修服务需经过 ITSU 授权，且必须由授权的技术人员维修。
9. 若需更换的维修附件缺货，ITSU 有权采用替代配件进行维修。

产品部件



产品操作说明



开/关键

按压开机。
再按压关机。
定时15分钟。



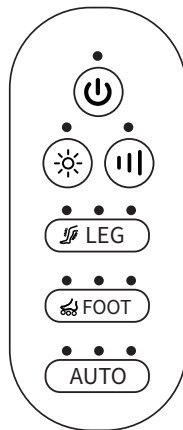
热敷键

按压开启热敷。
再按压关闭热敷。



力度键

按压调整按摩力度。
中(蓝灯) > 高(红灯) > 弱(绿灯)



腿部键

按压开启腿部程序1, 2 & 3.
1: 腿部振动和腿气囊相互配合按摩
2: 腿部振动为主, 少量气囊动作辅助按摩
3: 气囊动作为主, 少量腿部振动辅助按摩



脚部键

按压开启脚部程序1, 2 & 3.
1: 滚轮和脚气囊相互配合按摩
2: 滚轮为主, 脚气囊少量动作辅助按摩
3: 脚气囊为主, 滚轮少量动作辅助按摩



自动键

按压开启自动程序1, 2 & 3.
1: 温和的按摩
2: 活力的按摩
3: 强劲的按摩

产品操作说明

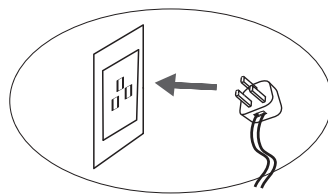
a) 使用前准备

请将本产品置于干燥、阳光不能长期照射的地方。
为减少机器工作时的噪音，可在本产品下铺上地毯。
确保产品放置位置安稳舒适。

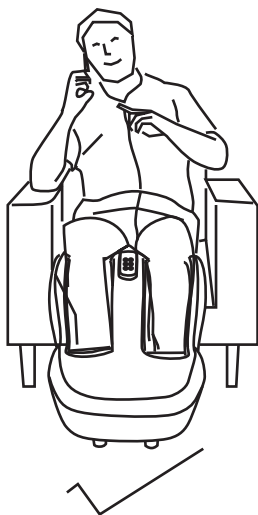
b) 使用方法

本产品仅使用于220伏特 - 240伏特, 50-60赫的电源。请事先检查您家中电压是否与本产品上所示规格相符。

- 将交流电源插头接至电源插座。



请勿用湿手接拔插头



- 将双脚放入产品，按下控制面板开关键，蓝灯指示;其它按键功能响应。依控制面板指示，选择按摩模式。
- 使用产品倒计时15分钟结束后，按摩功能停止，恢复待机状态。

产品保养

a) 贮藏

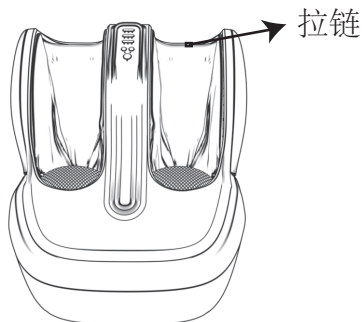
- 不使用时，请将产品放入包装盒中，并放置于安全、干燥、通风阳刚、阴凉处。
- 切勿拧曲电源线。
- 切勿使用电源线拖拽产品。
- 避免尖状物刮破产品表面。
- 请勿将产品放置在阳光直射或高温处。

b) 清洁

- 清洁之前，请拔出电源插头。
- 请使用干布清洁产品表面。
- 可拆洗布套可按正常布料洗涤方式清洗。

*注意

- 切勿使用具有腐蚀性的清洁剂，如苯或稀释剂来清洁产品。



c) 保养

- 保持产品清洁并远离高湿度的场所。
- 如果长时间不使用本产品，请用防尘罩(请自行购买)套住产品，防止落入灰尘。

疑难解答

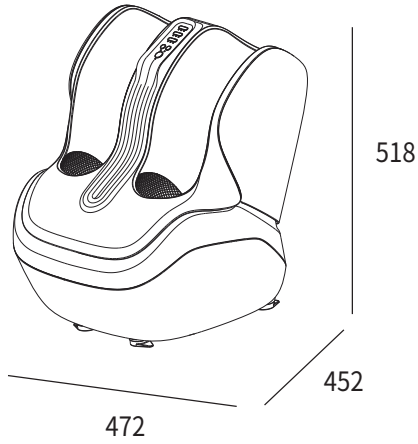
此产品为微电脑控制,对电压波动较为敏感,如果电压波动超过限定电压的10%或-15%,该产品可能出现以下异常情况。

如果进行了上述处理还有现象,请与厂家或当地销售商联系。

可能出现的异常问题	处理方法
插上电源, 但无法操作	<ol style="list-style-type: none">1. 检查电源线是否完整。2. 检查电源插头是否插好或是否通电。3. 长时间操作后,产品和引擎的温度若过高,将自动处于温度保护状态,请关闭电源并暂停使用30分钟以上让引擎内部散热。
使用过程中, 手控器无法操作	<ol style="list-style-type: none">1. 在自动定时启动后,若时间已到,请重新按键即可操作。2. 关掉电源,重新开电启动。

产品规格

电压	AC 220V-240V, 50-60Hz
功率	60W
时间	15 分钟
产品尺寸	472 x 452 x 518(mm)
净重	10 Kg
包装尺寸	495x495x555mm
毛重	12 Kg



联络我们



ITSU WORLD SDN. BHD.
Unit BO03-B-13A-1,
Menara 3A, KL Eco City,
No.3, Jalan Bangsar,
59200 Kuala Lumpur.
Tel: 1700-81-4878



ITSU World(HK) Limited
Workshop D1,28/F. TML Tower
No. 3 Hoi Shing Road, Tsuen Wan, N.T.
Tel: +852 3611 2228



PT Healthy World
Lodan Center Block O No 20
Jalan Lodan Raya No 2
Jakarta Utara 14430
Tel: +62 21-6983 1123

