

ITSU

御手の物[®]



User Manual
IS0133 使用説明書



User Manual
All information is correct at the time of print

CONTENTS

Safety Instructions	03
Warranty Claims	05
Main Unit & Accessories	06
Instructions	07
Product Maintenance	08
Troubleshooting	09
Product Specifications	09
Contact us	10

Safety Instructions

i. Usage environment

Attention: This device is designed for private use, not intended for medical or commercial purpose. Children should be supervised to ensure that they do not use this device as a toy.

- Please adjust the elastic strip so that it fit firmly and tight.Sit and lean against sofa/chair for a more comfortable usage experience.
- Suggest to use this device one or two times per day, Each time should be 10-20 minutes. Do not open your eyes when using this device.
- Please cleaning surface of this device with wet towel or Cotton ball with 75% medical alcohol.
- Do not put this device close fire,corrosive liquid and other adverse environments.

ii.Health precautions

If you are experiencing health complications or conditions as stated below,please consult your doctor before use:

- Suffering from heart disease.
- Pregnancy.
- Any health concerns.

iii.When the product should not be used

- If the use exceeds 20 minutes at one time.
- This unit should not be used by children or invalids without adult supervision.
- If water is accidentally spilled on to the appliance.
- If the user detects any malfunction or other abnormal conditions during operation.

iv.Caution and warning

- Never let the device run or charge unattended.
- Do not use any attachments that are not recommended by ITSU.
- Do not operate this appliance if it has a damaged cord or plug.Please return the unit to ITSU.Service Center for examination and repairs.
- Do not drop or improperly use the device.
- Charge only with 16.8 VDC device charger provided.
- Do not change or modify the device in any way.
- Do not cover the appliance during operation.As this may result in malfunction or fire.
- Do not crush the appliance.

Safety Instructions

- Do not overload the electrical outlet.
- If the device malfunctions, disconnect it from the power source and contact customers services.
- Do not let the device come in contact with metal object, such as belt buckle or jewelry.
- This appliance is not intended for use by persons (including children) with reduced physical, sensory or mental capabilities, or lack of experience and knowledge, unless they have been given supervision or instruction concerning use of the appliance by a person responsible for their safety.

V.Note

- To ensure safe and proper use of the appliance, do not operate it before reading this user manual carefully first.
- It is normal to hear the noises during use, because they are resulted from vibration and air pump of the product.
- If the appliance is stored in a cold place and being taken into a warm environment please wait one hour before use to get the optimum massaging level.
- Cleaning and user maintenance shall not be made by children without supervision.

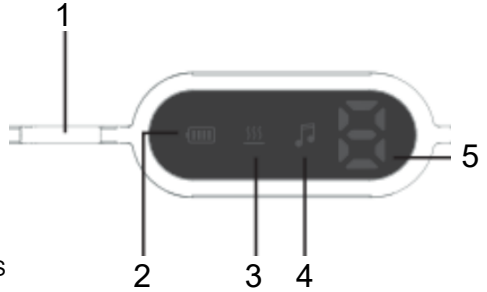
Warranty Claims

1. Warranty is not transferable.
2. This warranty is effective only if the product is purchased from ITSU.
3. Proof of purchase (original receipt) is required for all warranty repairs.
4. All implied warranties, including but not limited to these implied warranties of fitness and merchantability, are limited to the duration stated in the warranty policy.
5. Damage due to misuse, improper treatment and unauthorized modification and repair are not covered by this warranty.
6. Warranty does not cover accessories and attachments which do not belong to the massage unit.
7. Warranty is not effective to rental, business, commercial, institutional or other non-residential users.
8. All services covered by this warranty must be approved by ITSU and repaired by authorized technicians only.
9. If replacement parts for defective materials are not available, ITSU reserves the right to make substitution in lieu of repair or replacement.

Main Unit & Accessories

- a) Eye Massager
- b) Type-C USB charging cable

Operating Instruction



1. Power
 - Long Press to switch ON/OFF
 - Short Press to switch between MODES
 - Double Press to switch heating
 - Triple Press to switch pause/play
2. Battery indicator
 - flashing fast: low or no power
 - Flashing slowly:charging in progress
 - Illuminating:fully charged
3. Heating
4. Bluetooth ON(ID is Eye Massager 50)
 - Built-in music for white light display
 - Blue light display after bluetooth connection
 - Disconnect bluetooth to restore white light display
5. Mode display lamp: 1.2.3.4

Operation Guide

Mode	Clockwise High	Clockwise Low	Anticlockwise High	Anticlockwise Low	Music	Heating	Bluetooth	Timer (min)
Mode 1		√			√	√	√	10
Mode 2	√				√		√	10
Mode 3			√			√	√	10
Mode 4				√			√	10

Power operation cautions

- Long press POWER button on the product to switch ON and start the device.
- Long press again to turn OFF the device.

Device

- 47°C Heating
- Single button operation
- Type-C USB charging cable
- Power shortage voice prompt Low battery charge in time
- When no power it shut down.
- Four modes: Mode 1, Mode 2, Mode 3, Mode 4.
- Smart Switch functions between Music Type and BT Type,when content Bluetooth device(such as a mobile phone and computer),The Bluetooth function will automatically turn on.
- Bluetooth ID is Eye Massager 50.

Charging

- Before the first use, charge it for 3 hours, the device will not work when charging, and the 5V charger will be charged when charging.
- The battery indicator will flash when the battery is low, and an alert tone will sound every one minutes to notify the user.
- Connect a USB cable to the Type-Cjack on the device to charge.The battery indicator will "breathe" to show that charging is in progress and will be completely illuminated when the device has charged to full.

Product Maintenance

TO STORE

- Place the massager in the box provided or in a safe, dry and cool place. Avoid contact with sharp edges or pointed objects that might cut or puncture the surface.

TO CLEAN

- Avoid immersing the unit in any liquid during cleaning.
- Unplug the unit and allow it to cool before cleaning.
- Clean only with a soft, slightly damp sponge.
- Do not allow water or any other liquid to go inside the unit.
- Avoid using abrasive cleaners, brushes, gasoline, kerosene, glass/ furniture polish or paint thinner to clean the product.

CAUTION

- Avoid tearing on the appliance surface.
- Only gentle force should be exerted against the unit in order to eliminate any risk of injury.


Troubleshooting

This massager is controlled by an integrated chip and is susceptible to power surges from +10% to -15%. Due to this, the massager might display the following:

Conditions	Solutions
Not operating at all	1. Please recharge before first time use. 2. Please switch ON the product.
Noise	1. It is normal due to sound arise from vibrating motor and air pump.

Product Specifications

Model of product	IS0133
Battery	3.7V
Dimensions (length/width/height)	17.6x6.38x9.45cm
Weight	550g



Contact Us



ITSU World Sdn Bhd
13 Lorong Teknologi B. Nouvelle Industry Park.
Taman Sains SG1 Kota Damansara. PJU 5.
47810 Petaling Jaya
Malaysia
Tel: +603 6732 3722



ITSU World(HK) Limited
Workshop D1,28/F. TML Tower
No. 3 Hoi Shing Road, Tsuen Wan, N.T.
Tel: +852 3611 2228



PT Healthy World
Lodan Center Block O No 20
Jalan Lodan Raya No 2
Jakarta Utara 14430
Tel: +62 21-6983 1123

目錄

安全說明	12
保修權限	14
主要部件及附件	15
可替換按摩頭	15
產品操作說明	16
產品保養	17
疑難解答	18
產品規格	18
聯絡我們	19

安全說明

i. 使用環境

注意:本裝置是為私人使用而設計的，並非用於醫療或商業用途。兒童應受到監督，以確保他們不會將此裝置當作玩具使用。

- 請調整松緊帶長度，使之牢固。在沙發/椅子上享受更舒適的使用體驗。
- 建議每天使用 1-2 次，每次應 10-20 分鐘。使用本設備時請勿睜開眼睛。
- 請用濕毛巾或含 75%醫用酒精的棉球清潔本設備表面。
- 請勿將本裝置置於近火、腐蝕性液體等不良環境中。

ii. 健康注意事項

以下人士請在使用前先諮詢醫生的意見：

- 心臟病患者
- 懷孕
- 有任何健康問題

iii. 以下情況請勿使用本產品

- 當連續使用本產品超過 20 分鐘時。
- 小孩或殘病人士在無人監督的情況下。
- 液體潑濺到產品上。
- 使用過程中發覺任何機件故障或不正常狀況

iv. 警告

- 不要让设备在无人看管的情况下运行或充电。
- 請勿使用非 ITSU 提供的配件。
- 當電源線或插頭損壞時，請勿使用並及時聯繫 ITSU 服務中心進行維修檢查。
- 請勿將手或任何異物塞入按摩器間隙中。
- 請勿摔落或不正當使用產品。
- 使用直流 16.8V 的充電器充電。
- 不要以任何方式改變或修改該設備。
- 請勿在使用中覆蓋本產品，以免引起故障或火災。

安全說明

- 請勿使用過載插座。
- 如果設備發生故障，請斷開電源並與客服聯繫。
- 請勿讓設備接觸金屬物體，如皮帶扣、首飾等。
- 本器具不適用於身體不適、缺乏智力或缺乏經驗人員使用(包括兒童)，除非有安全負責人員的監督或指導。

v. 注意

- 為確保安全、正確使用本設備，請先仔細閱讀本使用手冊，方可操作本設備。
- 在使用過程中聽到噪音是正常的，這是由於產品振動引起的。
- 如果本設備存放在寒冷的地方並被帶到溫暖的環境中，請等待一小時後再使用，以達到最佳的按摩效果。
- 兒童不得在沒有監督的情況下進行清潔和用戶維護。

保修權限

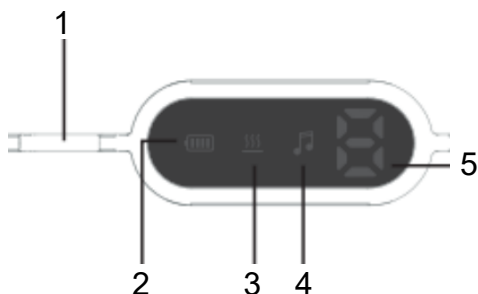
1. 本保修權限不可轉讓。
2. 本保修服務僅對在 ITSU 購買的產品有效。
3. 當要求保修服務時，請出示購買證明（正本收據）。
4. 所有報修項目，包括但不限於這些健身及適銷性的保修項目有效期限需視保修政策而定。
5. 因錯誤使用、處理不當以及未經授權私自改裝和維修產品而導致的損壞，不屬於保修範圍。
6. 此保修範圍不包括不屬於產品本身的附件。
7. 此保修範圍不適用於租賃、交易、商業、機構、或其他非住宅用戶。
8. 此保修範圍內所涉及的維修服務需經過 ITSU 授權，且必須由授權的技術人員維修。
9. 若需更換的維修附件缺貨，ITSU 有權採用替代配件進行維修。

主要部件及附件

- a)眼部按摩器
- b)Type-C USB 線

操作說明

1. 電源
長按開/關
短按切換模式
雙擊按鍵開/關加熱
三擊暫停/播放
2. 電量
快閃:低功率或無電
慢閃:正在充電
長亮:充滿電
3. 加熱
4. 藍牙 (ID 是 Eye Massager 50)
內置音樂開機為白燈顯示
連接藍牙後為藍燈顯示
斷開藍牙恢復白燈顯示
5. 模式: 1. 2. 3. 4



操作指南

模式	正轉高	正轉低	反轉高	反轉低	音樂	熱敷	藍牙	時間 (分)
模式 1		√			√	√	√	10
模式 2	√				√		√	10
模式 3			√			√	√	10
模式 4				√			√	10

產品操作說明

- 按機器表面的電源開關開機，啟動設備。
- 再按一次開機。

設備

- 47°C 加熱
- 單按鈕操作
- Type-C USB 充電線
- 缺電閃光燈閃爍。
- 當沒有電的時候，設備會語音提示電量低，請及時充電。
- 四種模式: 模式1、模式2、模式3、模式4
- 智能切換音樂類型和 BT 類型，當連接藍牙設備(如手機和電腦)時，藍牙功能會自動開啟。
- 藍牙 ID 為 Eye Massager 50。

充電

- 第一次使用前應充電 3 小時，充電時設備不工作，應使用 5V 充電器充電。
- 電池電量不足時，電池指示燈會閃爍，每隔一分鐘就會響起一個提示音來通知用戶。
- 將 USB 線連接到設備上充電。電池指示燈會“呼吸”，表示正在充電，當設備充滿電時，指示燈會完全亮起。

產品保養

貯藏

- 請將按摩器放在手提包中或安全、干燥、阴凉的地方。避免接触锋利或尖锐的物体切割或刺穿表面。

清潔

- 請勿將按摩器浸於任何溶液中清洗。
- 清潔前切記關掉電源並先冷卻。
- 清潔時只需用柔軟微濕的海綿抹拭即可。
- 避免水或其他液體進入設備。
- 請勿用清潔劑、刷子、汽油、煤油、玻璃清潔劑或者稀釋劑清洗。

提示

- 避免破壞設備表面
- 使用過程中，避免過度用力以免受傷。


疑難解答

這款按摩器是由集成晶片控制的，可以承受 10%到 15%的功率波動。因此，按摩器可能會顯示如下內容：

異常情況	解決辦法
按摩器無法工作	1.第一次使用前請充。 2.打開產品開關。
噪音	1.電機和氣泵的聲音，屬於正常範圍

產品規格

產品型號	IS0133
電池	3.7V
尺寸 (長 X 寬 X 高)	17.6x6.38x9.45cm
重量	550g



联络我们



ITSU World Sdn Bhd
13 Lorong Teknologi B. Nouvelle Industry Park.
Taman Sains SG1 Kota Damansara. PJU 5.
47810 Petaling Jaya
Malaysia
Tel: +603 6732 3722



ITSU World(HK) Limited
Workshop D1,28/F. TML Tower
No. 3 Hoi Shing Road, Tsuen Wan, N.T.
Tel: +852 3611 2228



PT Healthy World
Lodan Center Block O No 20
Jalan Lodan Raya No 2
Jakarta Utara 14430
Tel: +62 21-6983 1123