

ITSU
御手の物®



User Manual
IS0115A 使用説明書



User Manual
All information is correct at the time of print

CONTENTS

Safety Instructions	03
Warranty Claims	05
Main Unit & Accessories	06
Product Operation Guide	07
Product Maintenance	09
Troubleshooting	10
Contact us	11

Safety Instructions

i. Usage environment

- Do not use the appliance in a wet condition or dusty environment as this may result in malfunction or electric shock.
- Place the appliance in a safe location.
- Do not expose the appliance to a heater or direct sunlight.
- This product is only intended for personal use only. Commercial use is prohibited.

ii. Health precautions

If you are experiencing health complications or conditions as stated below, please consult your doctor before use:

- Suffering from heart disease.
- Pregnancy.
- Any health concerns.

iii. When the product should not be used

- If the use exceeds 15 minutes at one time.
- This unit should not be used by children or invalids without adult supervision.
- Before sleeping.
- If the fabric cover is torn.
- If water is accidentally spilled onto the appliance.
- If the user feels abnormal or severe pain during the massage.
- If the user detects any malfunction or other abnormal conditions during operation.
- If there is lightning.

iv. Caution and warning

- Unplug the appliance from the outlet when not in use.
- Do not use any attachments that are not recommended by ITSU.
- Do not operate this appliance if it has a damaged cord or plug. Please return the unit to ITSU Service Center for examination and repairs.
- Do not insert your hands or any foreign matters into the massager's vents and gaps.
- Handle heated surfaces carefully. The unattended use of the heated surfaces by children or invalids may be dangerous.
- This product is only intended for personal use only. Commercial use is prohibited.

Safety Instructions

- Do not cover the appliance during operation. As this may result in malfunction or fire.
- Do not crush the appliance and avoid any sharp folds.
- The appliance has a heated surface. Persons insensitive to heat must be careful when using the appliance.

V. Note

- This appliance can be used by children at the age of 8 or above and persons with reduced physical, sensory or mental capabilities or lack of experience and knowledge under guidance or if they have been informed of the risks involved and instructions concerning use of the appliance in a safe way.
- Children shall not play on the appliance.
- Cleaning and maintenance shall not be performed by children without supervision.
- To ensure safe and proper use of the appliance, do not operate it before reading this user manual carefully first.
- It is normal to hear the noises during use, because they are resulted from vibration of product.
- For people under medication or with a medical condition, please consult your doctor before use. Please do not use the product if you are not feeling well.
- If the appliance is used in a cold room, do not increase the room temperature abruptly. It is advised that the temperature is gradually increased to a normal level.
- If the appliance is stored in a cold place and being taken into a warm environment, please wait one hour before use to get the optimum massaging level.
- Do not remove the cover of the appliance. Mishandling the internal components may result in malfunction or electric shock.
- Do not connect or disconnect the power plug from the electrical outlet with wet hands.
- Do not use the appliance if the electrical outlet is loose.
- The appliance is only to be used with power supply provided.
- Children shall not play with the appliance.
- Cleaning and user maintenance shall not be made by children without supervision.
- Do not sit or lie or stand on the appliance when it is on.

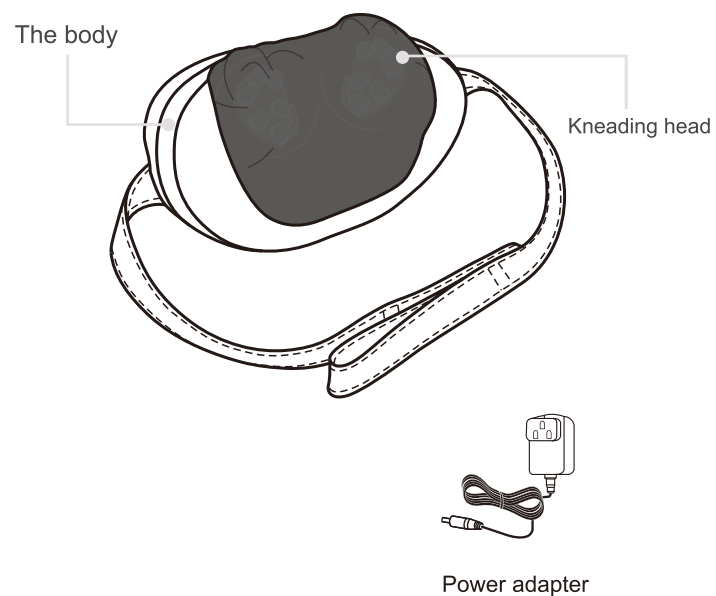
Warranty Claims

1. Warranty is not transferable.
2. This warranty is effective only if the product is purchased from ITSU .
3. Proof of purchase (original receipt) is required for all warranty repairs.
4. All implied warranties, including but not limited to these implied warranties of fitness and merchantability, are limited to the duration stated in the warranty policy.
5. Damage due to misuse, improper treatment and unauthorized modification and repair are not covered by this warranty.
6. Warranty does not cover accessories and attachments which do not belong to the massage unit.
7. Warranty is not effective to rental, business, commercial, institutional or other non-residential users.
8. All services covered by this warranty must be approved by ITSU and repaired by authorized technicians only.
9. If replacement parts for defective materials are not available, ITSU reserves the right to make substitution in lieu of repair or replacement.

Main Unit & Accessories

- A) Massager
- B) Power adapter

Controller Diagram



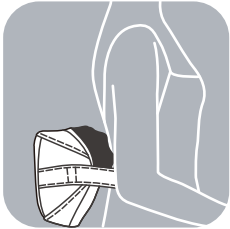
Product Operation Guide

i. Product features

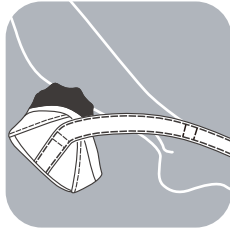
- Multi-function massager that can be used on every part of the body, especially on the neck, the shoulder, the waist, and the calf
- 12 smooth massager heads that can be automatically inverted to knead and relax muscles.
- Physical therapy function and massager stimulation to soothe multiple aches and provide a more thorough massage convenient use with just one button.
- Light and handy, portable.
- After using for 15 minutes, the power will automatically end.
- The ergonomic design allows the product to be used in different occasions and places.

ii. Operation instruction

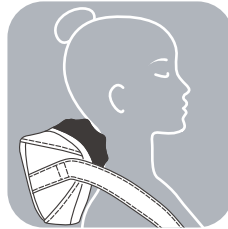
The waist



The leg



The shoulder and neck



a) Preparation before use

- Check if there is any damage to the appliance.
- Place the appliance on the part which needs to be massaged, before ensuring that the appliance is properly placed.

b) Usage method

1. Connect the DC head of the power adapter to the DC connector of the appliance, and plug the other side into the power base.
2. Charge for 2.5 hours can be used for 2 hours continuously.
3. Battery charging indicator:
Charging: red light illuminate
Fully Charged: green light illuminate
4. Operation method
Press and hold the POWER button for 2 seconds to start massage with heat.
Press POWER button again to change massage direction
Press POWER button again to turn off heat function
Press POWER button again to turn off the product.

- * The massage direction changes automatically every one minute.
- * The massager turns off automatically after 15 minutes use.

Product Maintenance

TO STORE

- Place the massager in this box or in a safe, dry and cool place. Avoid contact with sharp edges or pointed objects that might cut or puncture the surface.
- Please wind up and store the power cord under the appliance bottom frame. Do not hang the unit by the power cord.

TO CLEAN

- Avoid immersing the unit in any liquid during cleaning.
- Unplug the unit and allow it to cool before cleaning.
- Clean only with a soft, slightly damp sponge.
- Do not allow water or any other liquid to go inside the unit.
- Avoid using abrasive cleaners, brushes, gasoline, kerosene, glass/ furniture polish or paint thinner to clean the product.
- Do not attempt to repair the product. For servicing, please contact ITSU.

CAUTION

- Avoid tearing on the appliance surface.
- Only gentle force should be exerted against the unit in order to eliminate any risk of injury.
- Beware when put on light color PU/fabric seat, some material may have color dyeing
- Beware when put printing document on product, some material may have color dyeing

Troubleshooting

This massager is controlled by an integrated chip and is susceptible to power surges from +10% to -15%. Due to this, the massager might display the following:

Conditions	Possible reason	Solutions
The appliance cannot be opened.	1. Do not start the ON/OFF button.	1. Start the ON/OFF button.
The appliance suddenly shuts down all functions.	1. The total operating time is over 15 minutes. 3. The appliance has been used for a long time, resulting in over-heating. 4. Due to too much force applied, the massager head is stalled.	1. Re-start the ON/OFF button. 3. After the appliance has cooled down, re-start the ON/OFF button. 4. Re-start ON/OFF button.

Product Specifications

Model number of the product	IS0115A
Power source	100-240V
Power frequency	50/60Hz
Power consumption	24W
Voltage	12.6VDC, 0.9A
Timer	15 minutes
Dimension (Length/width/height)	L300 x W150 x H190(mm)
Weight	1.3kg

Contact Us



ITSU World Sdn Bhd
13 Lorong Teknologi B. Nouvelle Industry Park.
Taman Sains SG1 Kota Damansara. PJU 5.
47810 Petaling Jaya
Malaysia
Tel: +603 67323722



ITSU World(HK) Limited
Workshop D1,28/F. TML Tower
No. 3 Hoi Shing Road, Tsuen Wan, N.T.
Tel: +852 3611 2228



PT Healthy World
Lodan Center Block O No 20
Jalan Lodan Raya No 2
Jakarta Utara 14430
Tel: +62 21-6983 1123

目錄

安全說明	13
保修權限	15
主要部件及附件	16
產品操作說明	17
產品保養	19
疑難解答	20
產品規格	20
聯絡我們	21

安全說明

- i. 使用環境
 - 請勿在潮濕或灰塵密集的環境下使用本產品，以免導致觸電或機器故障。
 - 請將本產品存放在安全的地方。
 - 請勿將此產品暴露于熱源或陽光直射下。
 - 本產品僅為個人使用，禁止用于商業用途。
- ii. 健康注意事項

以下人士，請在使用前先諮詢醫生的意見：

 - 心臟病患者
 - 懷孕
 - 有任何健康問題
- iii. 以下情況請勿使用本產品
 - 當一次使用本產品超過 15 分鐘時。
 - 小孩或殘病人士在無人監督的情況下。
 - 睡前。
 - 產品外層破損。
 - 液體潑濺到產品上。
 - 使用過程中感到不尋常或劇烈疼痛。
 - 使用過程中發覺任何機件故障或不正常狀況。
 - 打雷時。
- iv. 警告
 - 沒有使用時，請拔下電源插頭。
 - 請勿使用非 ITSU 提供的配件。
 - 當電源綫或插頭損壞時，請勿使用并及時聯系 ITSU 服務中心進行維修檢查。

安全說明

- 請勿將手或任何異物塞入按摩器間隙中。
- 請務必謹慎使用按摩器的導熱功能，勿用於對熱能反應較為遲鈍的皮膚上及血液循環不良的部位。請勿讓兒童或身心功能障礙者自行使用導熱功能。
- 本產品僅為個人使用，禁止用於商業用途。
- 請勿扯動電源綫來移動本產品。
- 請勿在使用中覆蓋本產品，以免引起故障或火災。
- 請勿擠壓或用尖銳物刮破本產品。
- 該設備具有加熱表面。對熱不敏感的人必須小心使用。

v. 注意

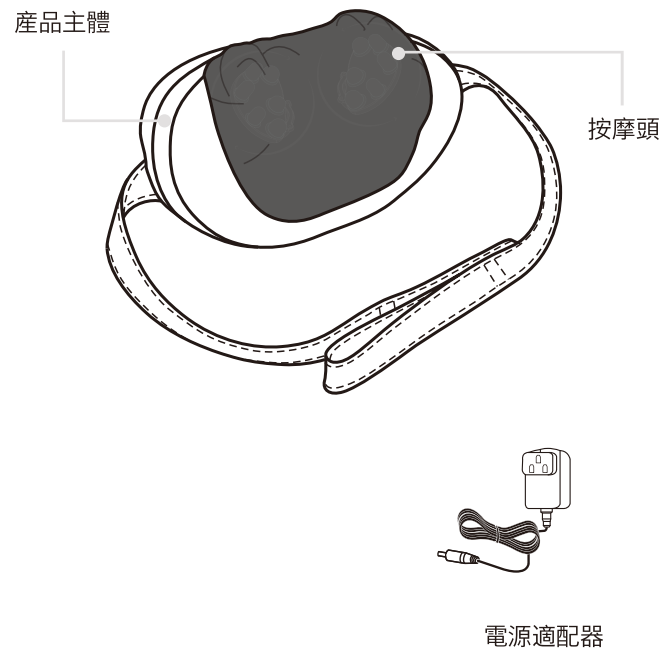
- 8歲及大於該年齡的兒童，肢體不健全、感官或者精神上有障礙或缺乏相關知識經驗的人必須在被告知相關風險以及正確使用方法，並在有人指導並監督的情況下使用該產品。
- 兒童不能在產品上玩耍。
- 兒童必須在有監管的條件下才能對產品進行清潔和維護。
- 為確保安全及正確使用，使用前請務必詳細參閱本說明書。
- 使用時發出的聲響屬正常，這是由產品振動而產生的。
- 正在接受藥物或醫療治療者，請在使用前諮詢醫師。若您感覺不適，請勿使用本產品。
- 如果在低溫室中使用，請勿驟然升高溫度。建議將溫度逐漸升高調整到正常溫度後使用。
- 若將產品從低溫或高溫的環境中，建議您在一小時後再進行使用本產品，以達到最佳的按摩體驗。
- 請勿拆卸本產品。觸碰內部機件可能導致故障或觸電意外。
- 請勿用潮濕的手安插或拔出電源插頭。
- 當電源插座有鬆動時，請勿使用。
- 避免兒童在產品上玩耍。
- 請勿坐在、躺在或站在產品上使用按摩功能。

保修權限

1. 本保修權限不可轉讓。
2. 本保修服務僅對在 ITSU 購買的產品有效。
3. 當要求保修服務時，請出示購買證明（正本收據）。
4. 所有保修項目，包括但不限於這些健身及適銷性的保修項目有效期限需視保修政策而定。
5. 因錯誤使用、處理不當以及未經授權私自改裝和維修產品而導致的損壞，不屬於保修範圍。
6. 此保修範圍不包括不屬於產品本身的附件。
7. 此保修範圍不適用於租憑、交易、商業、機構或其他非住宅用戶。
8. 此保修範圍內所涉及的維修服務需經過 ITSU 授權，且必須由授權的技術人員維修。
9. 若需更換的維修附件缺貨，ITSU 有權採用替代配件進行維修。

主要部件及附件

- A) 按摩器
- B) 電源適配器

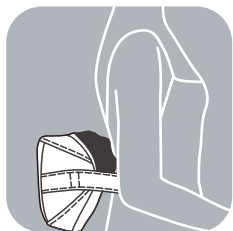


產品操作說明

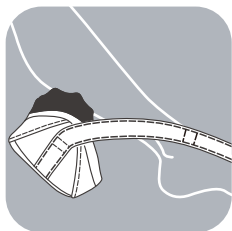
- i. 產品特性
 - 多用途按摩器，適用於身體各部位，特別是頸部、肩部及腰部。
 - 12 個平滑按摩頭自動正反轉，並放鬆肌肉。
 - 溫熱治療功能，多重舒緩酸痛，按摩更深入。使用方便，一個按鈕提供簡易操作。
 - 輕巧且攜帶方便。
 - 使用 15 分鐘后，電源自動關閉。
 - 人體工學曲綫設計，兼顧多場合多部位使用，按摩更隨心

ii. 操作說明

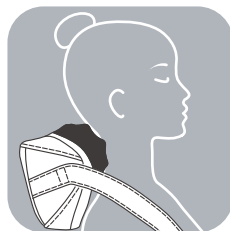
腰部



腿部



頸肩部



a) 使用前準備

- 檢查產品有無破損。
- 將產品置放于想要按摩的身體部位，并且確定擺放位置適當。

b) 使用方法

1. 將電源适配器的 DC 頭接入產品的 DC 綫接口，另一端插入電源插座上

2. 充電 2.5 小時，可連續使用 2 小時

3. 充電器充電時，紅色LED點亮；充滿，綠色LED亮起。

4. 操作方法

- 長按 ON/OFF 開關按鈕2秒開機，開啓按摩及加熱功能，此時按摩球轉動，一分鐘自動正反；
- 第二次短按 ON/OFF 開關按鈕，換向；
- 第三次短按 ON/OFF 開關按鈕，關閉加熱；
- 第四次短按 ON/OFF 開關按鈕，關機；
- 定時15分鐘。
- 手動換向後，自動換向仍然存在。

產品保養

貯藏

- 請將置放于原盒內或者安全、干爽通風的地方，避免以尖狀物刮破加熱按摩器的表面。
- 請將電源綫纏繞在產品底部的固定架下，以便儲藏。切勿使用電綫懸挂加熱按摩器。

清潔

- 切勿將加熱按摩器浸于任何溶液中清洗。
- 清潔前切記關掉電源并先冷卻。
- 清潔時只須用柔軟微濕的海綿抹拭即可。
- 避免水或其它液體進入加熱按摩器。
- 切勿用清潔劑、刷子、汽油、煤油、玻璃清潔劑或者稀釋劑清洗。
- 切勿自行維修本產品，如需維修服務，請與 ITSU 售后服務中心聯系。

提示

- 避免加熱按摩墊外套破損。
- 使用過程中，避免過度用力以免受傷。
- 小心當放在淺色PU/織物座椅上時，一些材料可能會染色。
- 小心當印刷材料放在產品上，一些材料可能會染色。

疑難解答

此產品由集成芯片控制，對電壓波較為敏感。如果電壓波動超過限定電壓 +10% 或 -15%，按摩器可能出現以下情況：

異常情況	可能原因	解決辦法
無法開機。	1. 開/關按鈕未開啓。	1. 開啓開/關按鈕。
突然停止操作。	1. 按摩時間超過 15 分鐘。 2. 連續使用時間過長，產品過熱保護。 3. 施力過大，按摩球堵轉。	1. 重新開啓開/關按鈕。 2. 產品冷卻后，重新開啓開/關按鈕。 3. 重新啓動開/關按鈕。

產品規格

產品型號	IS0115A
電壓	100-240 伏特
電頻	50/60 赫
功率	24 瓦特
電壓	12.6 伏直流電, 0.9安
定時	15 分鐘
尺寸 (長 x 寬 x 高)	長 300 x 寬 150 x 高 190 (毫米)
重量	1.3 公斤

聯絡我們



ITSU World Sdn Bhd
13 Lorong Teknologi B. Nouvelle Industry Park.
Taman Sains SG1 Kota Damansara. PJU 5.
47810 Petaling Jaya
Malaysia
Tel: +603 67323722



ITSU World(HK) Limited
Workshop D1,28/F. TML Tower
No. 3 Hoi Shing Road, Tsuen Wan, N.T.
Tel: +852 3611 2228



PT Healthy World
Lodan Center Block O No 20
Jalan Lodan Raya No 2
Jakarta Utara 14430
Tel: +62 21-6983 1123