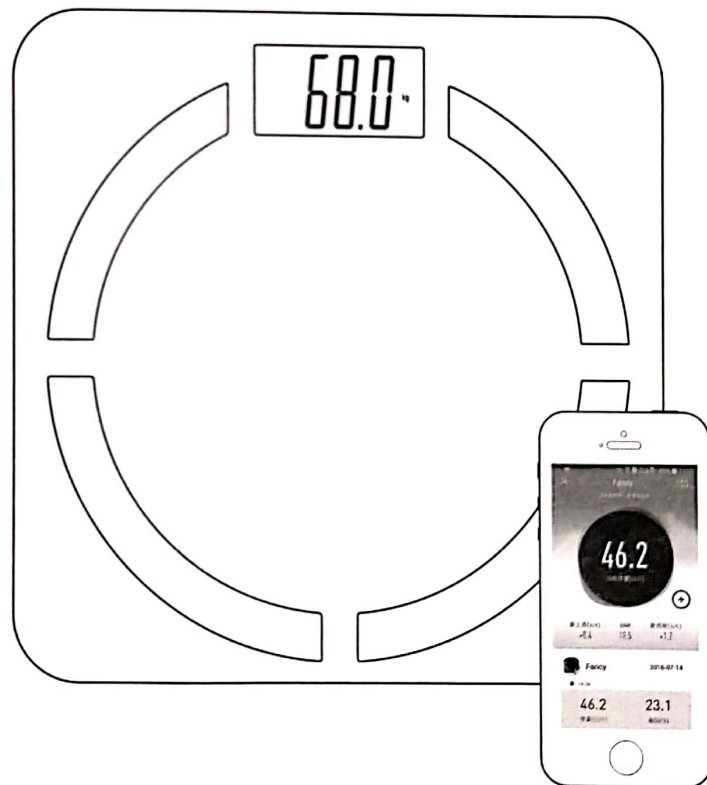


# ITSU 御手の物®



User Manual

IS0111 使用手冊

## Contents

### Instruction

Product instruction .....	1
Safety warning .....	1
Main parts .....	1
Battery installation .....	2

### Measuring

APP Installation .....	3
Registration .....	4
measuring .....	4
Measure data and report .....	5
Family members adding and recognition .....	5

### Features .....

	6
--	---

### recycling .....

	6
--	---

### Maintain .....

	7
--	---

### Warranty Claim .....

	8
--	---

### Contact Us .....

	9
--	---

## Instruction

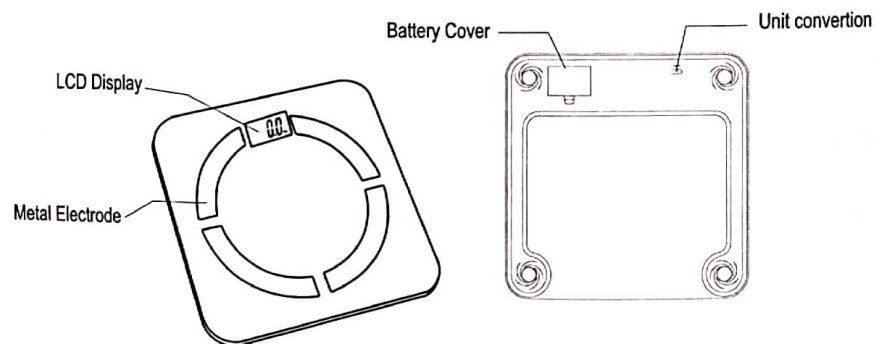
### Product instruction:

Bluetooth scale helps you to store and keep track of your weight on mobile devices by OKOK app. This scale can transmit data of your Body fat, body hydration, body muscle, body bone, metabolism, BMI, Visceral Fat, Protein, Obesity Degree, Body Age, Weight without fat etc. to your smart devices via bluetooth.

### Safety warning :

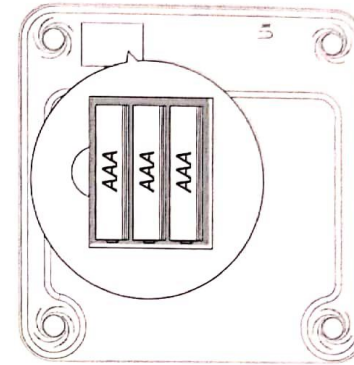
1. Those who use heart pacemaker or with other implanted medical device should not use the device.  
That's because Bio-electric current through the body when measuring. Then the medical devices may not work normally.
2. The Fat%, hydration% content evaluated by the scale is only for reference (not for medical purpose).  
If your Fat%, hydration% content is over/below normal level, please consult your doctor for more advice.
3. People with below conditions are not advisable using the device; children under 10, elder above 80, and pregnant women.

### Main parts:



### Battery installation

1. Open the battery cover on the backside of the product.
2. Install the batteries and ensure + / - terminals are correct.
3. Close the battery door.



Under below condition, please change new batteries

- Display **Lo**
- Dimmer display
- Nothing display

### ※ Note:

- Please use corresponding battery.
- Please remove battery if it is not being used for a long time.

## APP Installation

1. Compatible with the following mobile oSes:



IOS 7.0



Android 4.3




Bluetooth 4.0

2. Turn on your mobile phone's bluetooth and WIFI or 3G/4G.


3. Scan the QR below to install OKOK app.

also you can download OKOK app from the App store( for IOS only).



## Registration

Login



profile setting



Target weight setting



measuring



Tips:

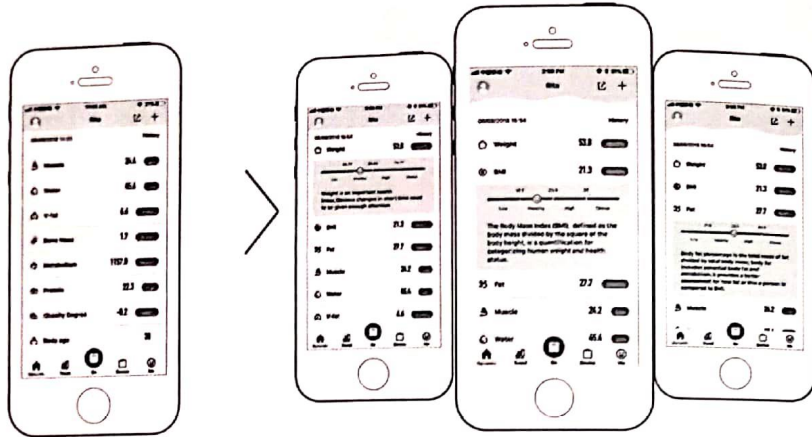
1. Step on the scale with bear feet.

Place the scale on a hard, flat platform

## Health data analyze & health tips

In the health score page, tap on every measurement, the analysis and health tip will come out

Body fat, body hydration, body muscle, body bone, metabolism, BMI, Visceral Fat, Protein, Obesity Degree, Body Age, Weight without fat



## Family members adding and recognition

Press "Me" on main page, to add more family members

A total of 8 family members can be added. Using a 3-kg difference in weight, the scale automatically recognise the family member.



## Features

Item	Parameter
Capacity	180kg/397lb/28st.5lb
Division	0.1KG/0.2lb/1lb
Unit	kg; lb; st:lb
High fat indication	ErrH
Low fat indication	ErrL
Height range	100 ~ 240/cm; 3' 3 ~ 7' 10/ft inch
Measuring body fat range	5% ~ 50%
Measuring water range	10% ~ 80%
Measuring bone range	0.5kg ~ 8.0kg
Measuring muscle range	10% ~ 80%
Auto identification range	3kg

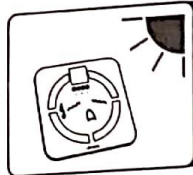
## recycling

When no longer functional an electronic product should be disposed of with the least possible environmental impact. The devise should be disposed of according to your local municipal regulations, but in most cased you can take the product to your local recycling centre.



## Product maintain

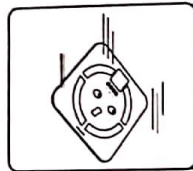
Please follow below instruction to maintain the product, so that to keep it in good condition.



Avoid to use the scale in humid, overheat or overcold environment.  
(temperature range from  $-20\sim 60^{\circ}\text{C}$ )



Do not put the product in water or wash it with water, to clean the scale with a slightly damp cloth when it is dirty.



Do not drop, shock or strike the scale as it is a precise instrument.

## Warranty Claims

1. Warranty is not transferable.
2. This warranty is effective only if the product is purchased from ITSU .
3. Proof of purchase (original receipt) is required for all warranty repairs.
4. All implied warranties, including but not limited to these implied warranties of fitness and merchantability, are limited to the duration stated in the warranty policy.
5. Damage due to misuse, improper treatment and unauthorized modification and repair are not covered by this warranty.
6. Warranty does not cover accessories and attachments which do not belong to the massage unit.
7. Warranty is not effective to rental, business, commercial, institutional or other non residential users.
8. All services covered by this warranty must be approved by ITSU and repaired by authorized technicians only.
9. If replacement parts for defective materials are not available, ITSU reserves the right to make substitution in lieu of repair or replacement.

## Contact Us



ITSU World Sdn Bhd  
13 Lorong Teknologi B. Nouvelle Industry Park.  
Taman Sains SG1 Kota Damansara. PJU 5.  
47810 Petaling Jaya  
Malaysia  
Tel: +603 78903366



ITSU World(HK) Limited  
Workshop D1,28/F. TML Tower  
No. 3 Hoi Shing Road, Tsuen Wan, N.T.  
Tel: +852 3611 2228



PT Healthy World  
Lodan Center Block O No 20  
Jalan Lodan Raya No 2  
Jakarta Utara 14430  
Tel: +62 21-6983 1123

## 目录

### 使用前准备

产品介绍 .....	1
注意事项 .....	1
产品主要部件 .....	1
电池的安装与更换 .....	2

### 测量

APP安装 .....	3
注册用户信息 .....	4
测量 .....	4
测量数据及报告 .....	5
家庭成员的增加与识别 .....	5

技术参数 .....	6
------------	---

回收/环保 .....	6
-------------	---

产品保养 .....	7
------------	---

保修权限 .....	8
------------	---

联系我们 .....	9
------------	---

## ① 使用前准备

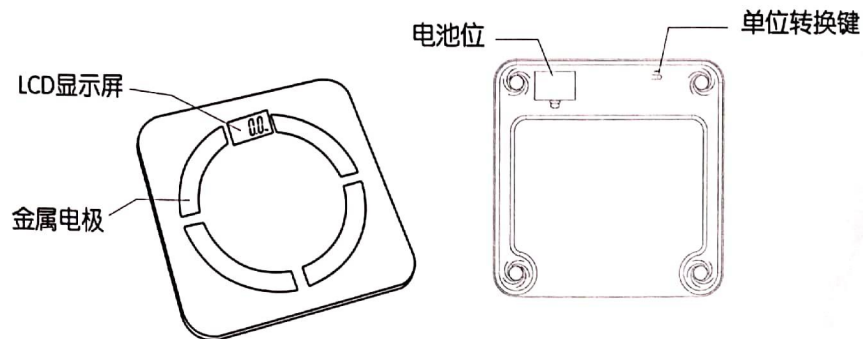
### 产品介绍:

蓝牙电子秤通过使用OKOK健康APP利用蓝牙传输接收电子秤测得人体体型、肥胖度、体重、BMI、体脂率、脂肪重量、骨骼肌率、骨骼肌重量、内脏脂肪、水份、水含量、基础代谢、骨量、蛋白质、去脂体重、身体年龄、身体分数等数据, 让您可以直接在手机上进行数据管理, 可以实时了解并掌控自己的身体各项指标。

### 注意事项:

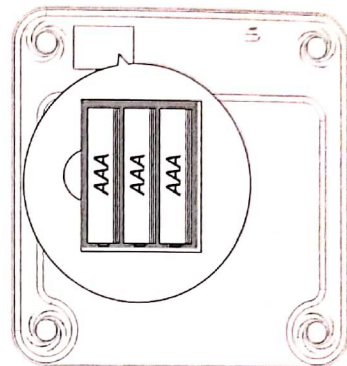
1. 体内装有心脏起搏器等医疗器具者, 严禁使用该产品。因为产品测量的时候, 会有生物电流通过体内, 可能会影响体内医疗器具正常工作, 造成严重后果。
2. 测出脂肪, 水份等数据只做参考(不作医用), 如果测出数据高于或低于正常水平, 应向医生咨询。
3. 低于10岁儿童、高于80岁老人、孕妇, 不建议使用本产品。

### 产品主要部件:



## 主机电池的安裝与更换

1. 如下图所示, 在主机背部, 打开电池盖。
2. 按正负极安装电池。
3. 盖好电池盖。



当出现以下情况时, 请更换所有电池

- 出现此显示 **Lo**
- 显示屏变暗
- 按键后显示屏未亮起

### ※ 注意:

- 请始终使用正确的电池种类, 以保证本产品正常工作及不受损坏。
- 长时间不使用本产品时, 应将电池从产品中取出。



## APP安装

1. 适用于以下智能系统。



IOS 7.0




Android 4.3



Bluetooth 4.0

2. 开启蓝牙。

3. 手机连接网络（建议WiFi或4G），扫描下面二维码，下载安装OKOK APP，IOS系统也可以直接在APPStore上直接搜索OKOK下载。




## 注册用户信息


注册



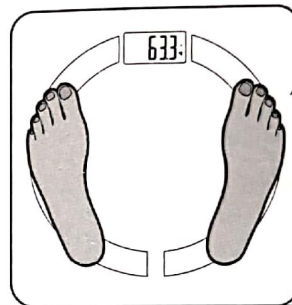
完善个人信息



目标体重



测量



确保两脚掌与金属电极片接触良好



温馨提示：

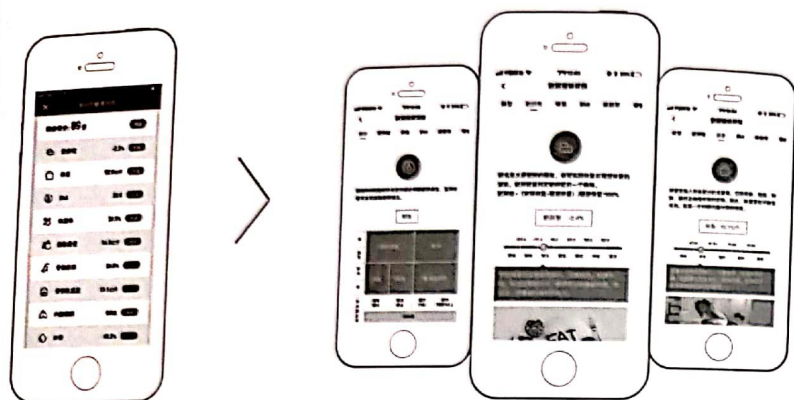
1. 赤裸双脚，站在秤上。

将秤放置于平整的硬地面上称量

## 测量数据及报告


测量报告页面显示用户各项指标测量数据，点击各项数据即能看到每项数据指标详情

测量报告数据包括：人体体型、肥胖度、体重、BMI、体脂率、脂肪重量、骨骼肌率、骨骼肌重量、内脏脂肪、水份、水含量、基础代谢、骨量、蛋白质、去脂体重、身体年龄、身体分数等以及健康提示



## 家庭成员的增加与识别

在“菜单设置”中可添加家庭成员，最多可支持8个用户使用  
称重时根据用户的体重进行智能匹配，自动识别为3kg。



## 技术参数

项目	
量程	180kg/397lb/28st.5lb
分度	0.1KG/0.2lb/1lb
单位	kg; lb; st.lb
脂肪太高显示	ErrH
脂肪太低显示	ErrL
身高范围	100 ~ 240/cm; 3' 3 ~ 7' 10/ft inch
脂肪测量范围	5% ~ 50%
水份测量范围	10% ~ 80%
骨骼测量范围	0.5kg ~ 8.0kg
肌肉测量范围	10% ~ 80%
自动识别范围	3kg


## 回收/环保

当产品不能使用需弃置时，请尽量不要对环境造成影响，应将其按当地要求处理，或将其交指定回收中心。



## 产品保养

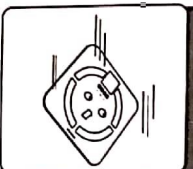
为确保本产品发挥最佳性能，请遵照以下维护指南。



避免将其存放于潮湿，高温或  
极度低温环境下，产品储存温度  
为-20~60℃



请勿将其浸入水中或用水冲洗冲  
秤体，若表面有污渍，请用湿布擦  
干净



避免主机受到碰撞或强烈冲击

## 保修权限

1. 本保修权限不可转让。
2. 本保修服务仅对在 ITSU 购买的产品有效。
3. 当要求保修服务时，请出示购买证明（正本收据）。
4. 所有保修项目，包括但不限于这些健身及适销性的保修项目有效期限需视保修政策而定。
5. 因错误使用、处理不当以及未经授权私自改装和维修产品而导致的损坏，不属于保修范围。
6. 此保修范围不包括不属于产品本身的附件。
7. 此保修范围不适用于租凭、交易、商业、机构或其他非住宅用户。
8. 此保修范围内所涉及的维修服务需经过 ITSU 授权，且必须由授权的技术人员维修。
9. 若需更换的维修附件缺货，ITSU 有权采用替代配件进行维修。